

ALGIresearch



Florida's Puerto Rican Diaspora
Findings and Recommendations from
a statewide survey

March 2019

Survey Methodology

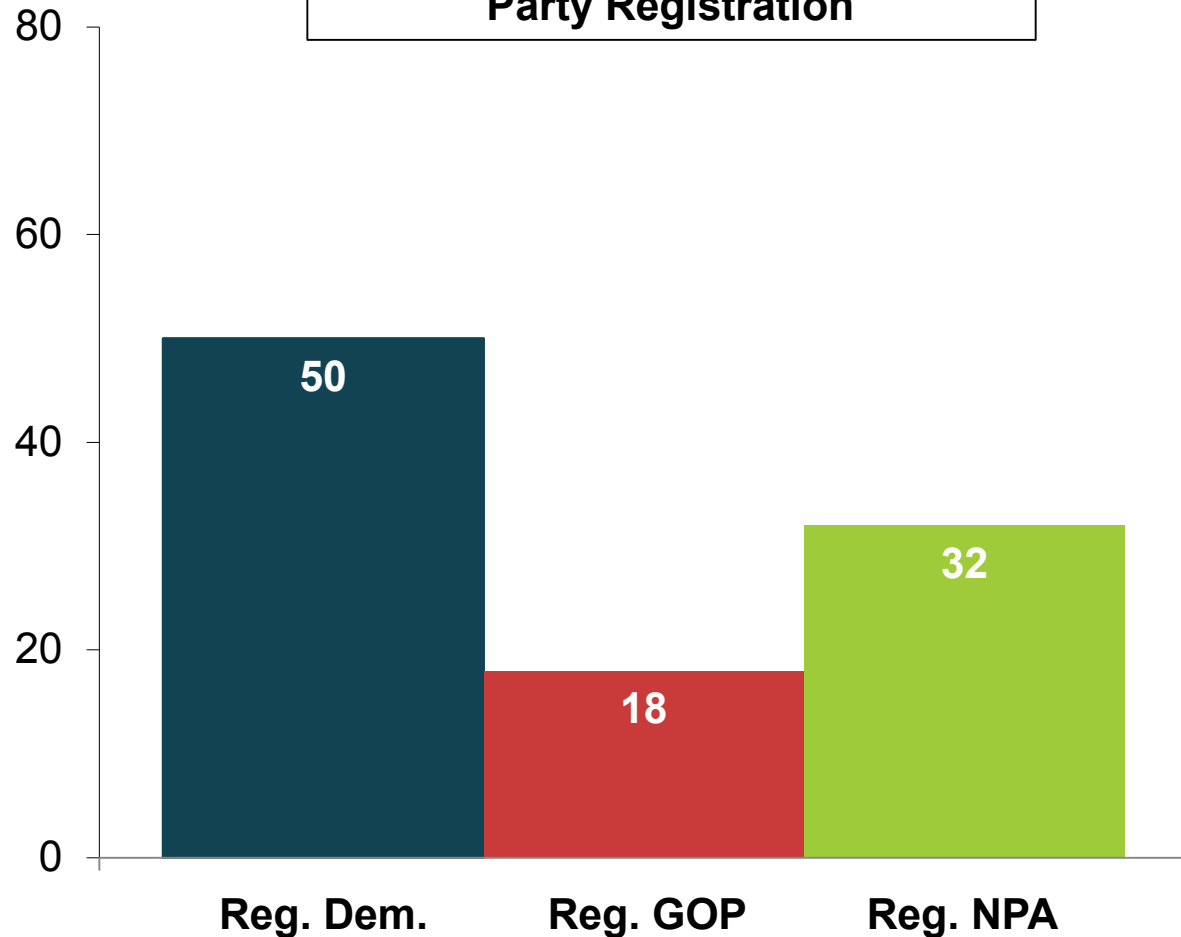
- A statewide survey of 600 likely November 2020 Puerto Rican Voters in Florida was conducted March 12-20, 2019 via landlines and cellphones among professional interviewers.
- The margin of error for the statewide sample is +/- 4.0 percentage points at the 95% level of confidence. The margin of error for subgroups varies and is higher.
- 86% of interviews were conducted via cell phone.

POLITICAL ENVIRONMENT

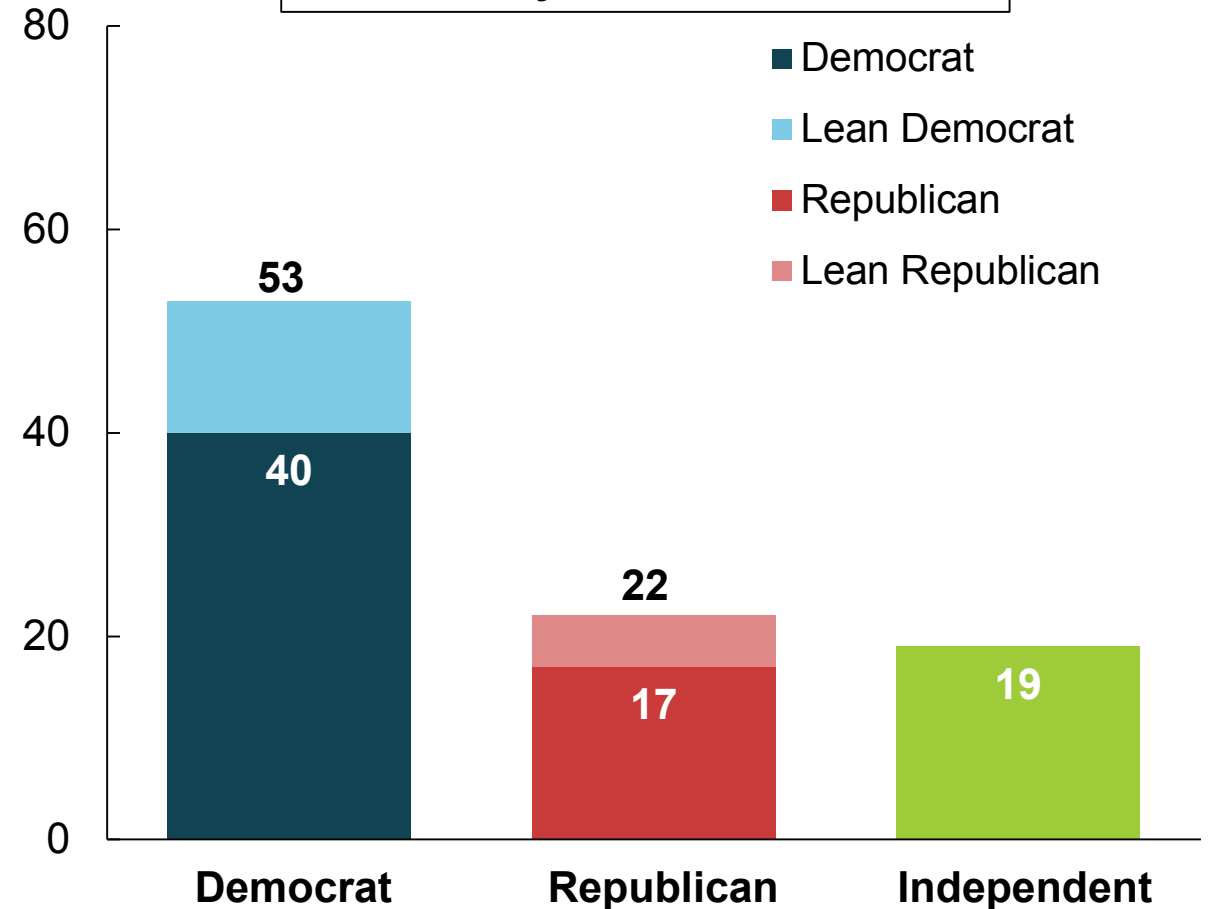
A slim majority of Florida Puerto Ricans lean Democratic in party registration (50%) and self-identification (53%).

Roughly one-third of likely 2020 Puerto Rican voters are registered as no party affiliation – a number that continues to increase over time.

Party Registration



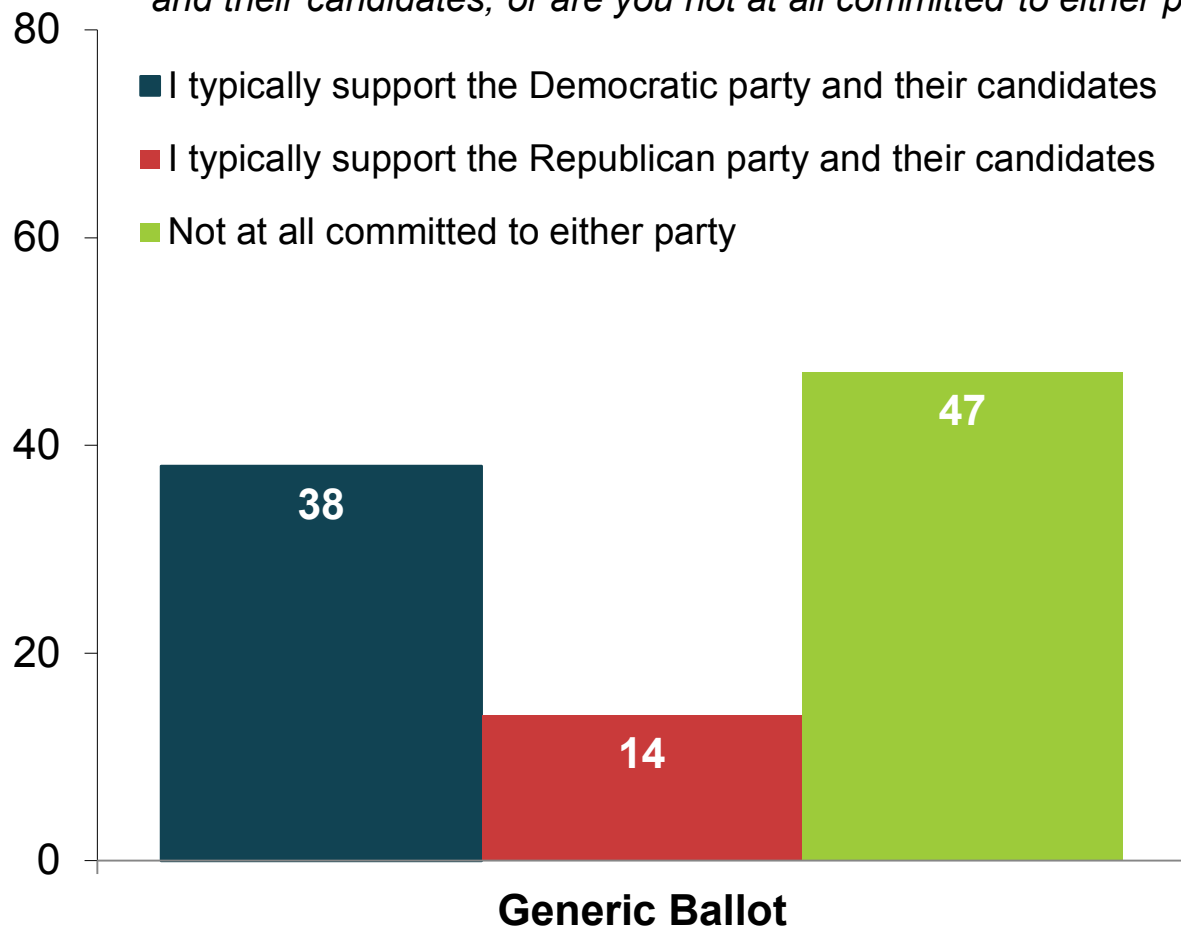
Party Identification



However, a plurality of Florida Puerto Ricans say they are not tied to either mainstream political party.

Older Puerto Ricans are more supportive of Democrats, while a majority of younger Puerto Ricans and those in the Miami market are not committed to either party.

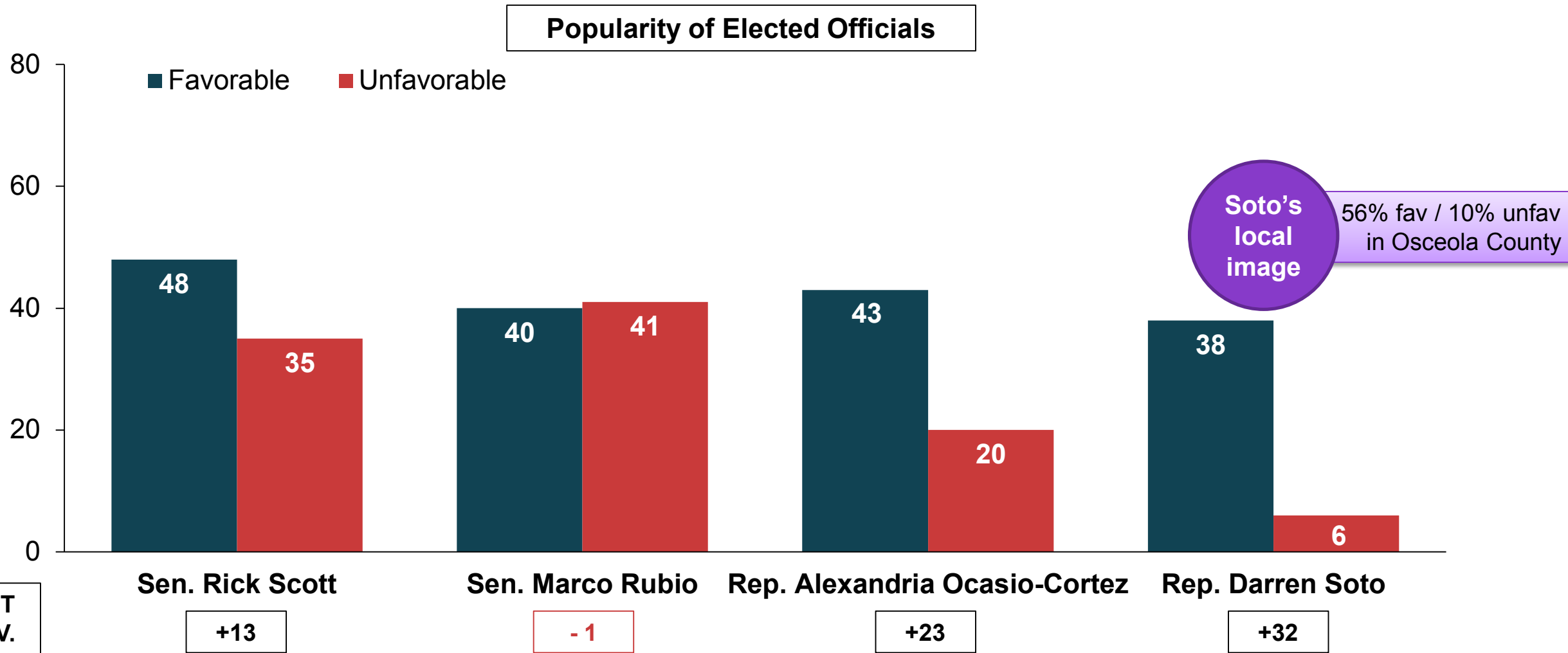
Thinking about U.S. elections, do you typically support the Democratic Party and their candidates, do you typically support the Republican party and their candidates, or are you not at all committed to either party?



Generic Ballot	Dem.	Rep.	Not Committed Either Party
Overall	38	14	47
Men	37	19	45
Women	40	11	49
Age 18-34	36	11	53
Age 35-49	30	16	53
Age 50-64	41	14	44
Age 65+	50	15	35
Reg. Dem.	59	3	38
Reg. GOP	8	54	38
Reg. NPA	24	10	67
Miami MM	36	5	59
Orlando MM	42	15	43
Tampa MM	36	17	47

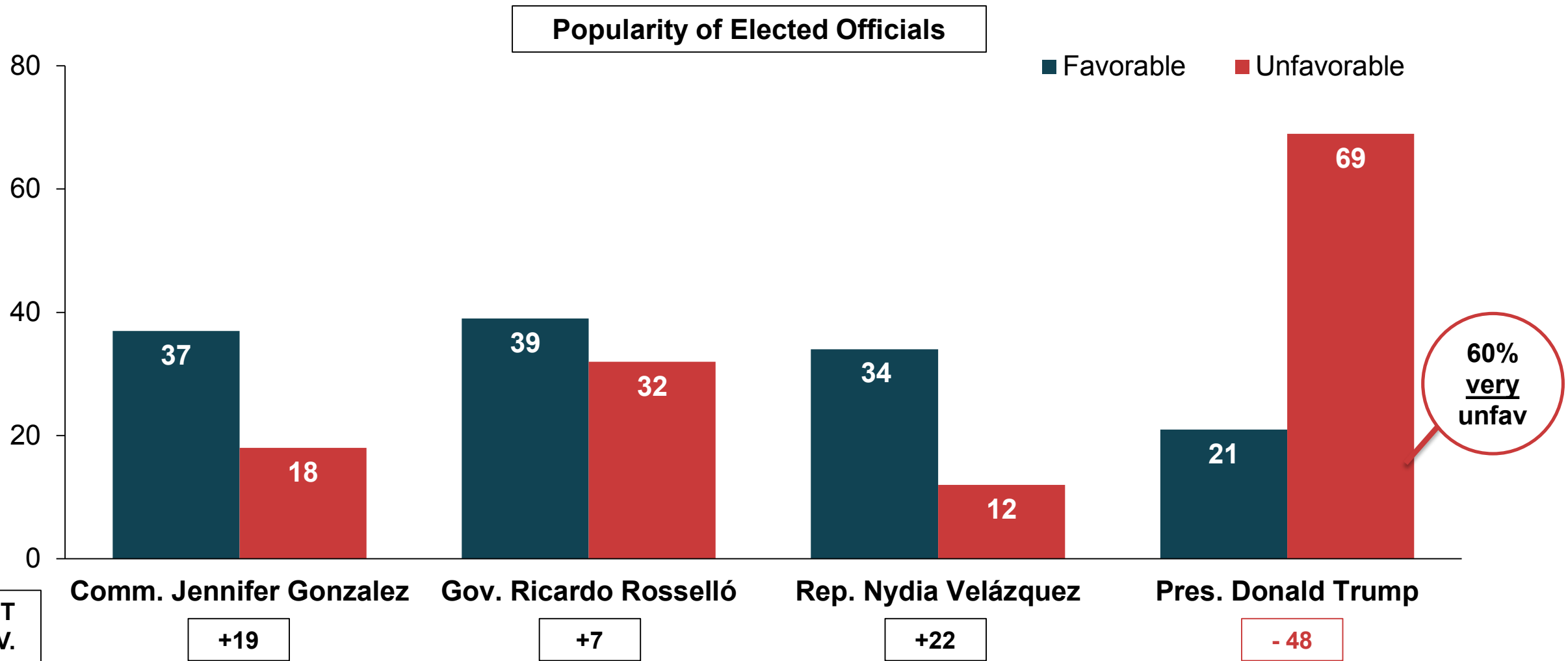
Florida's Puerto Rican diaspora view Rick Scott favorably by a double-digit margin, while views on Marco Rubio are evenly divided.

Ocasio-Cortez and Soto are viewed favorably by those who can rate them.



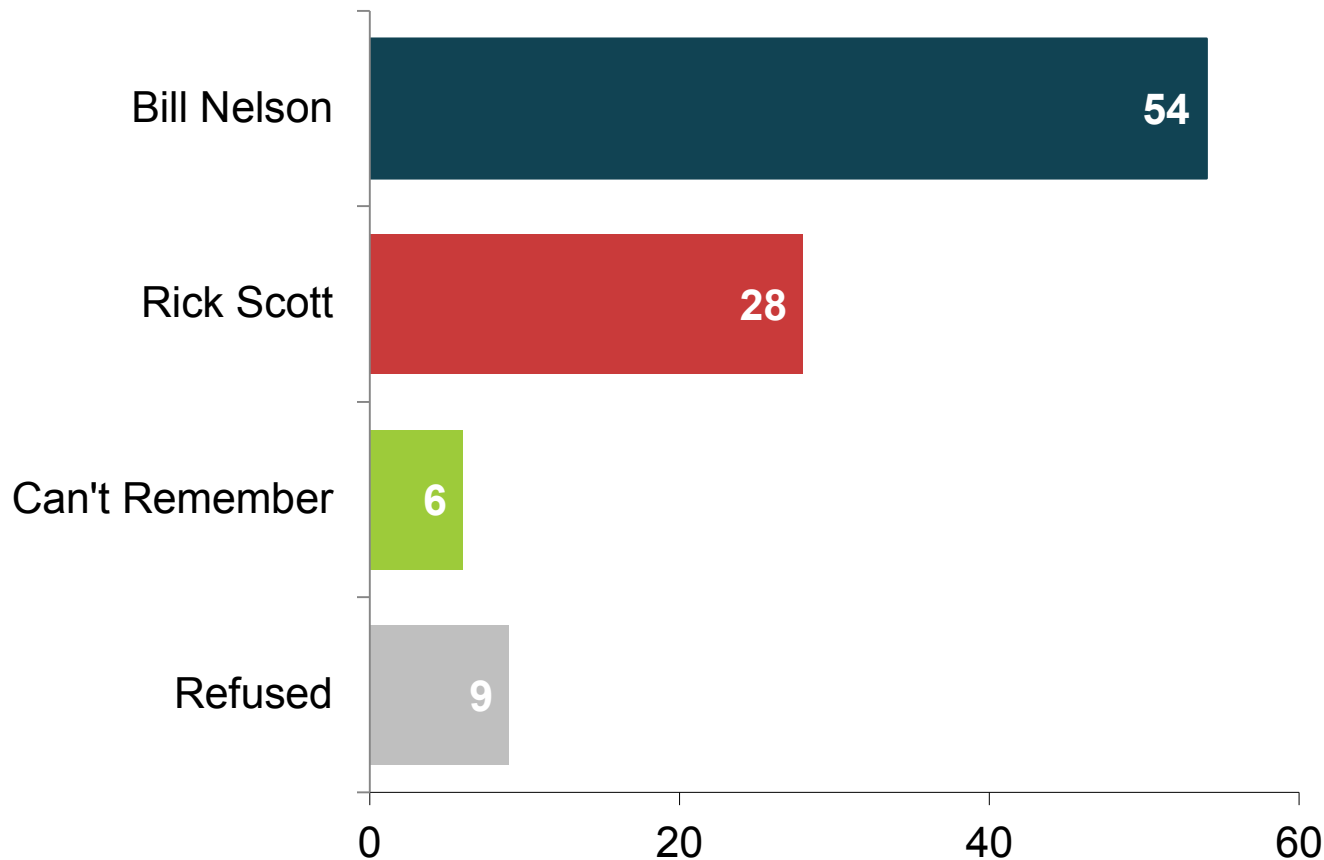
Reps. Gonzalez and Velázquez, as well as Gov. Rosselló have a net favorable image among Puerto Ricans statewide.

Unsurprisingly, Trump is heavily underwater among Puerto Ricans, as 6-in-10 have a “very unfavorable” view of the President.



The majority of Puerto Ricans supported Nelson in 2018, though Scott received support from nearly 3-in-10 Puerto Ricans. Older voters and those in the Tampa markets were less supportive of Nelson.

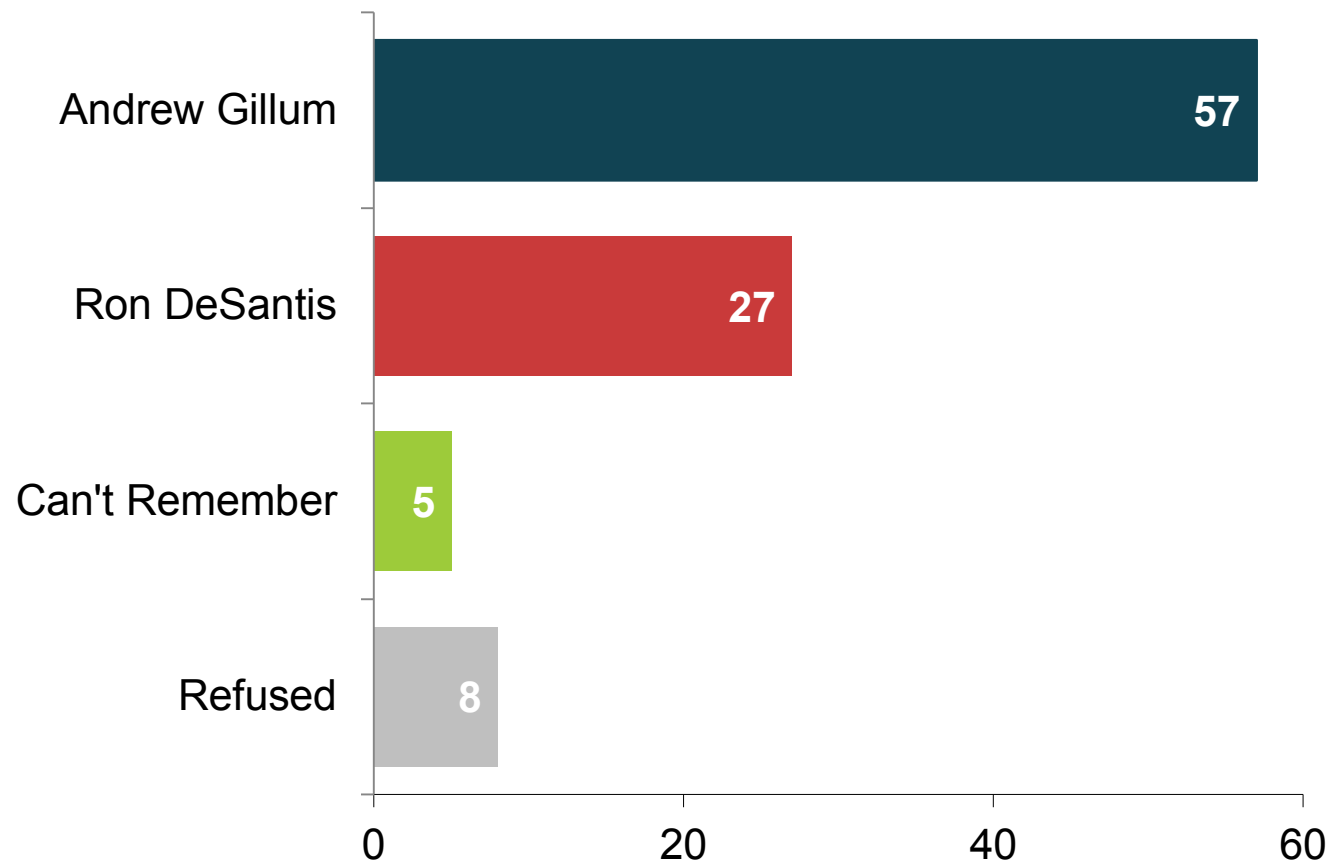
*In the 2018 election for U.S. Senate could you please tell me whether you voted for Democrat Bill Nelson or Republican Rick Scott?**



2018 Vote for U.S. Senate	Nelson	Scott	Net Nelson
Overall	54	28	+26
Men	53	33	+20
Women	55	25	+30
Age 18-34	63	23	+40
Age 35-49	50	33	+17
Age 50-64	58	23	+35
Age 65+	48	33	+15
Reg. Dem.	72	12	+60
Reg. GOP	13	76	-63
Reg. NPA	49	26	+23
Miami MM	67	12	+55
Orlando MM	53	28	+25
Tampa MM	49	37	+12
Generic Ballot Pers.	44	30	+14

A solid majority of Florida Puerto Ricans backed Gillum for Governor. Gillum outpaced Nelson's margins – particularly among Puerto Rican women and NPAs.

And in the 2018 election for Governor, did you vote for Democrat Andrew Gillum, or Republican Ron DeSantis?

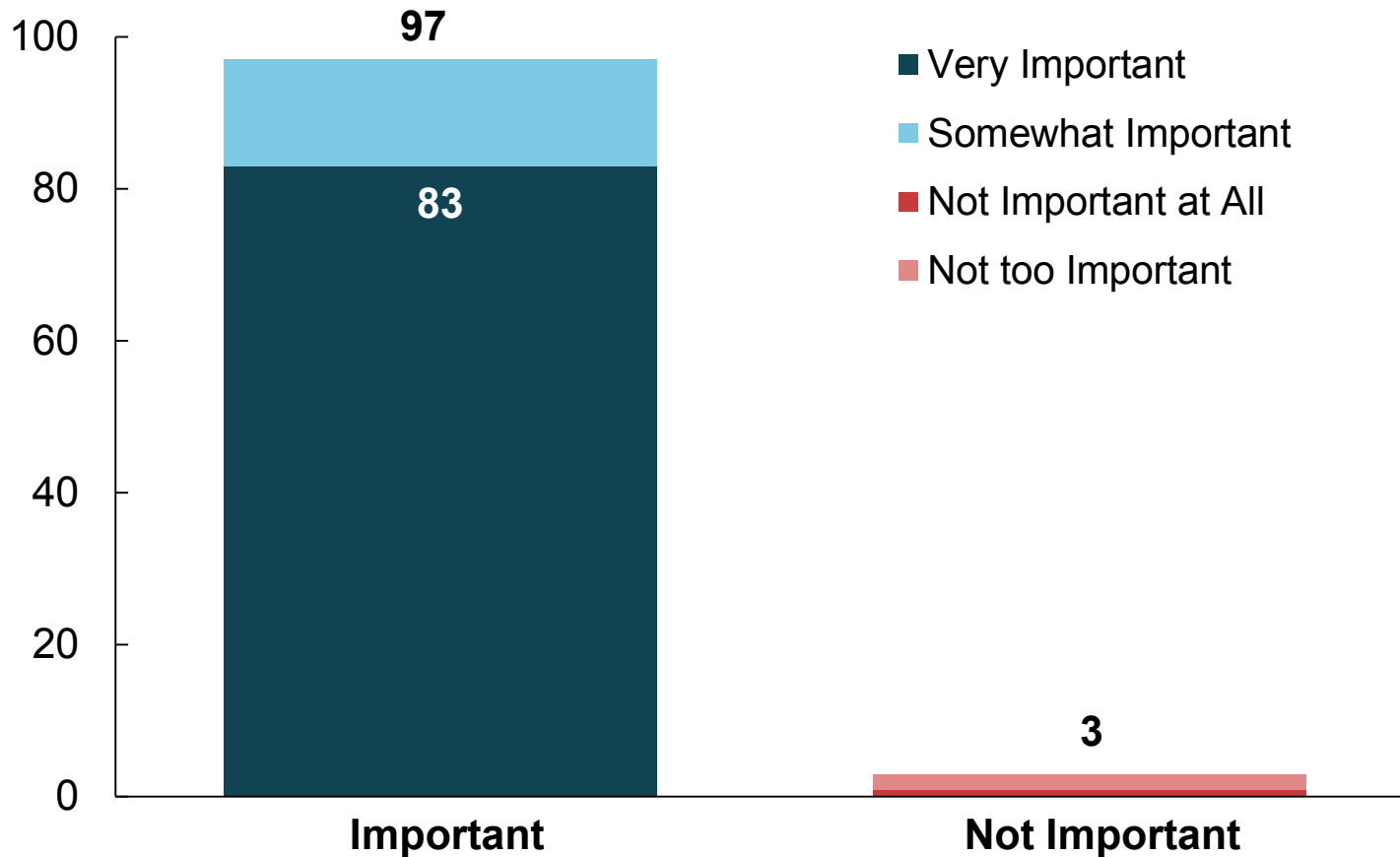


2018 Vote for Governor	Gillum	DeSantis	Net Gillum
Overall	57	27	+30
Men	53	31	+22
Women	59	24	+35
Age 18-34	65	21	+44
Age 35-49	54	31	+23
Age 50-64	59	24	+35
Age 65+	51	31	+20
Reg. Dem.	74	11	+63
Reg. GOP	14	76	-62
Reg. NPA	53	25	+28
Miami MM	67	11	+56
Orlando MM	54	30	+24
Tampa MM	54	30	+24
Generic Ballot Pers.	45	27	+18

CONDITIONS IN PUERTO RICO

Virtually all Florida Puerto Ricans think it's important that 2020 candidates focus on solutions to revive Puerto Rico's economy. Conditions on the island matter in vote choice.

Thinking about how you might vote in the Congressional and Presidential elections in 2020, how important is it for your vote that a candidate commits specific solutions to the economic recovery and well being of Puerto Ricans in the Island?



Importance of Econ. Recovery	Total Important	Very Important
Overall	97	83
Men	96	77
Women	97	87
Age 18-34	97	79
Age 35-49	96	79
Age 50-64	98	86
Age 65+	96	90
Reg. Dem.	98	88
Reg. GOP	97	73
Reg. NPA	95	81
Miami MM	100	93
Orlando MM	96	82
Tampa MM	97	80
Generic Ballot Pers.	96	84

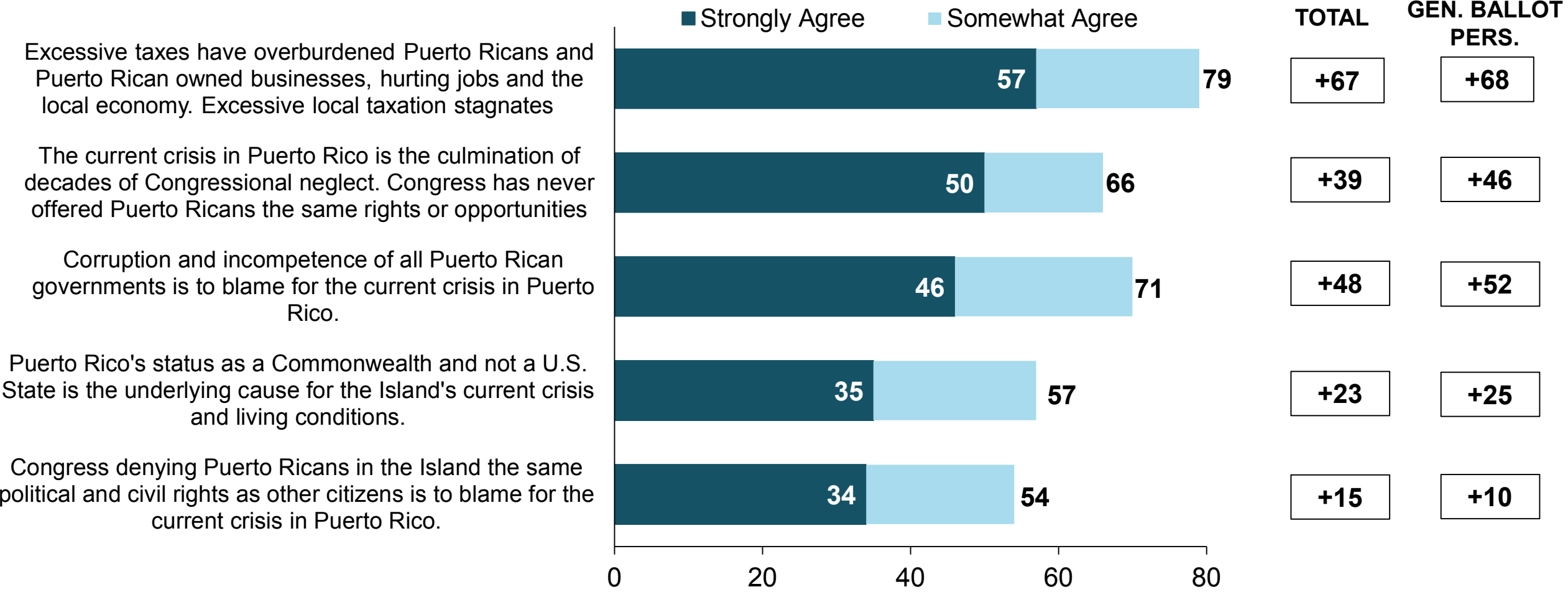


Puerto Ricans in Florida attribute the island's recent hardships to excessive taxes, poor local leadership, and Congressional neglect.

A majority say that the island's status as a Commonwealth (and not a state) is the underlying cause for the crisis.

Now I'd like to read you some reasons that people give for the current economic and social crisis in Puerto Rico and the migration of Puerto Ricans to Florida. After I read each, please tell me if you agree or disagree with that statement.

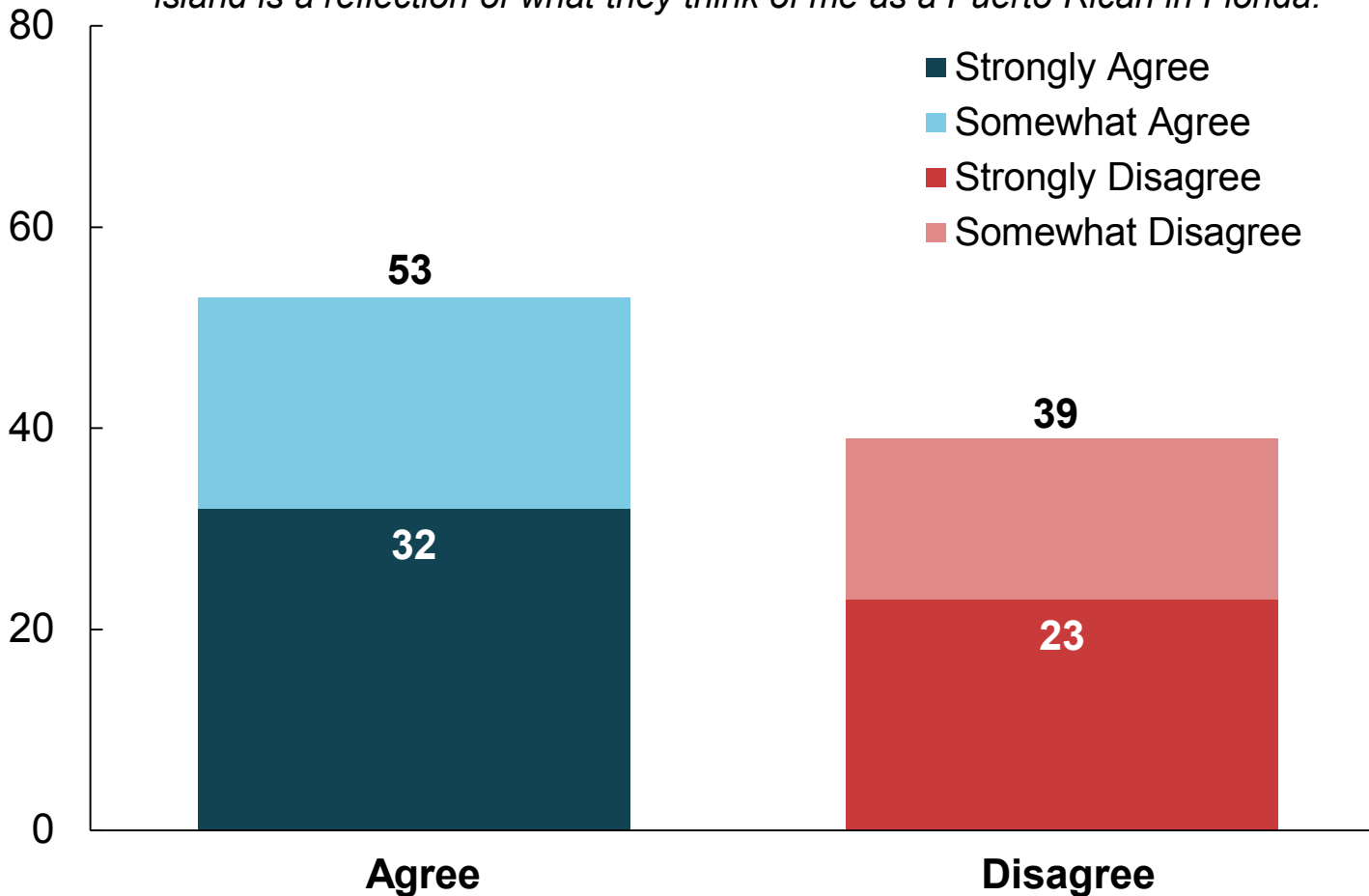
NET



A majority of the diaspora think that Congressional neglect of those in the island is a personal knock to Puerto Ricans who are mainland.

This sentiment also holds true among a majorities of NPAs and those who are persuadable on a generic ballot.

Generally, do you agree or disagree with the following statement: *The inferior treatment by Republican and Democrats in Congress to Puerto Ricans in the island is a reflection of what they think of me as a Puerto Rican in Florida.*



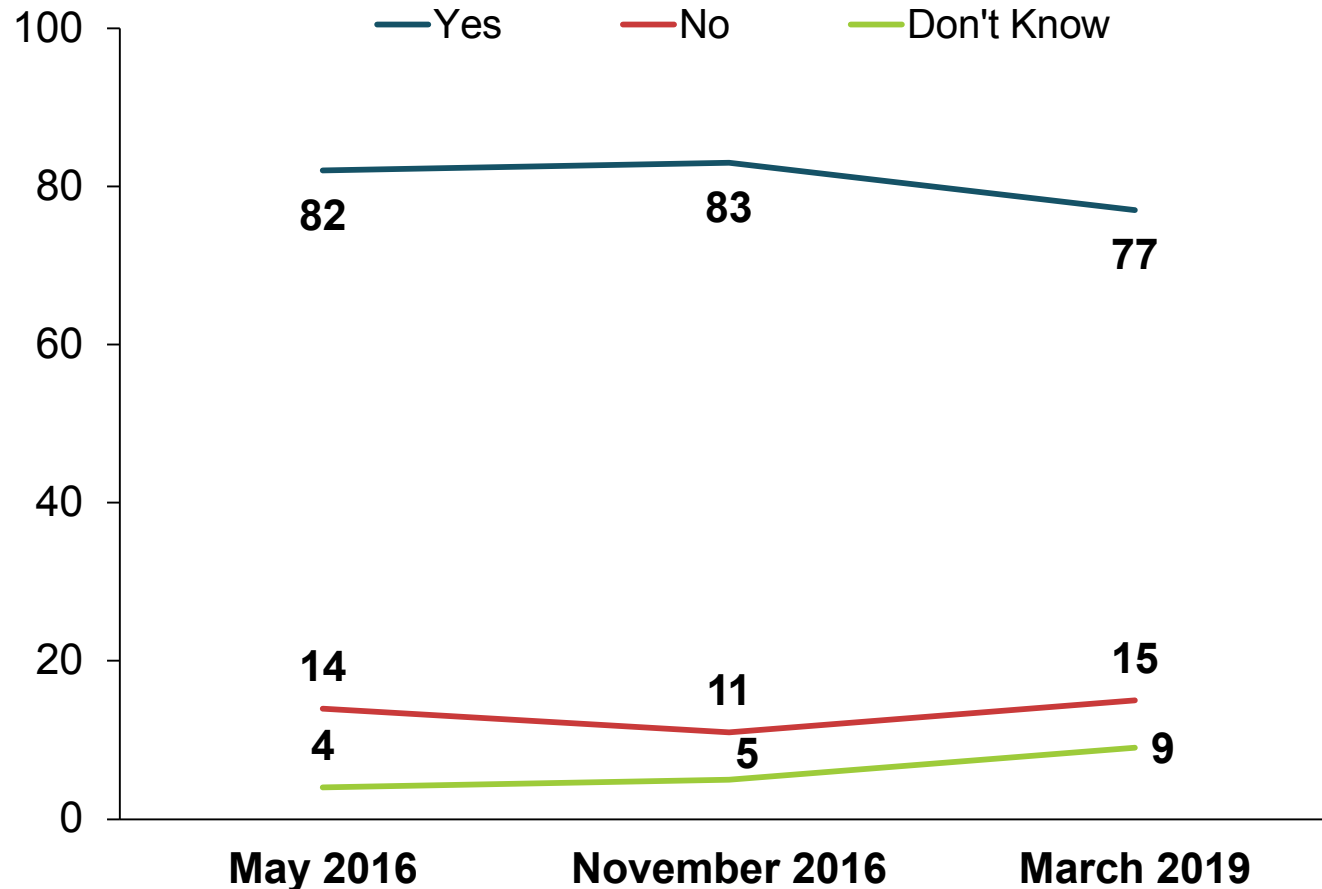
Treatment of P.R.	Agree	Disagree	Net Agree
Overall	53	39	+14
Men	48	45	+3
Women	56	34	+22
Age 18-34	62	35	+27
Age 35-49	44	51	-7
Age 50-64	59	33	+26
Age 65+	49	33	+16
Reg. Dem.	59	31	+28
Reg. GOP	34	60	-26
Reg. NPA	54	38	+16
Miami MM	60	35	+25
Orlando MM	51	40	+11
Tampa MM	51	39	+12
Generic Ballot Pers.	54	38	+16

PUERTO RICO STATEHOOD

Support for statehood remains strong, backed by more than three-fourths of Puerto Ricans in Florida.

Strong statehood support holds true across gender, age, partisan, and regional lines.

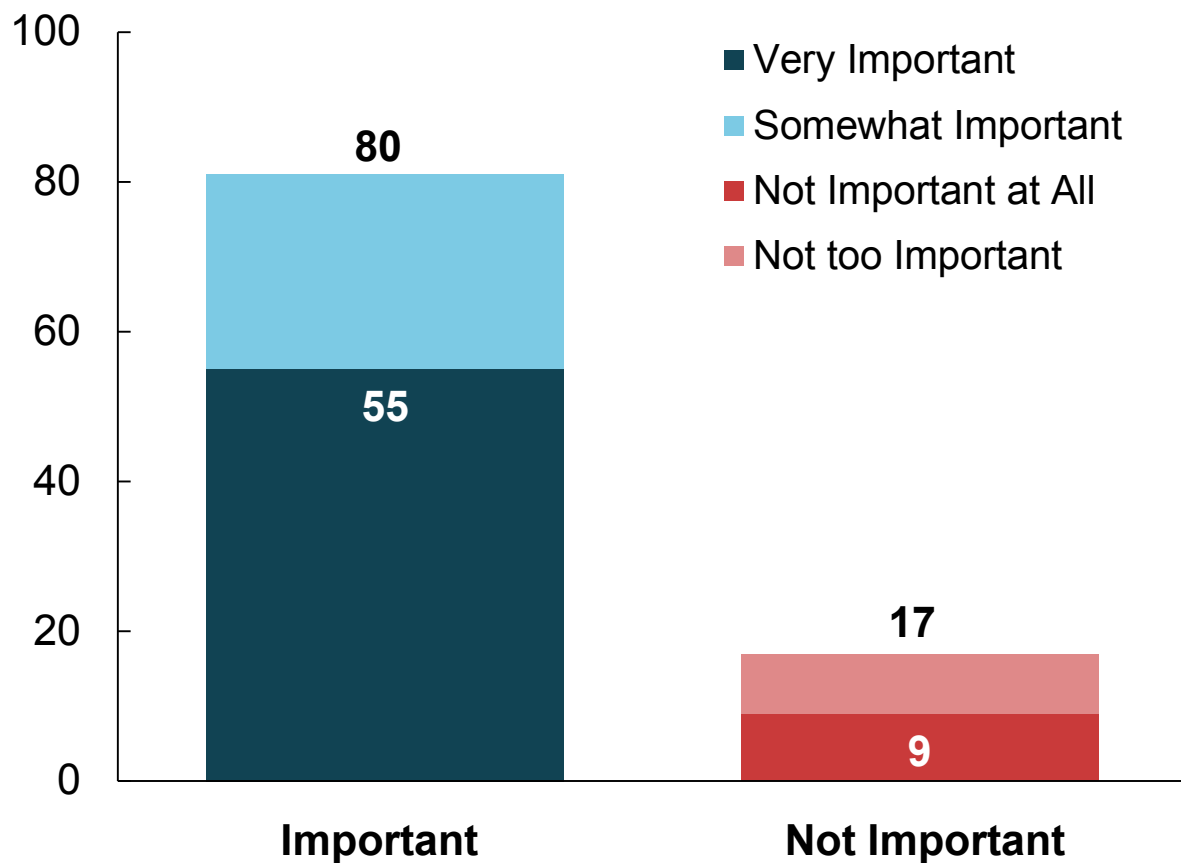
If the U.S. Congress offered Puerto Rico statehood, would you support it?



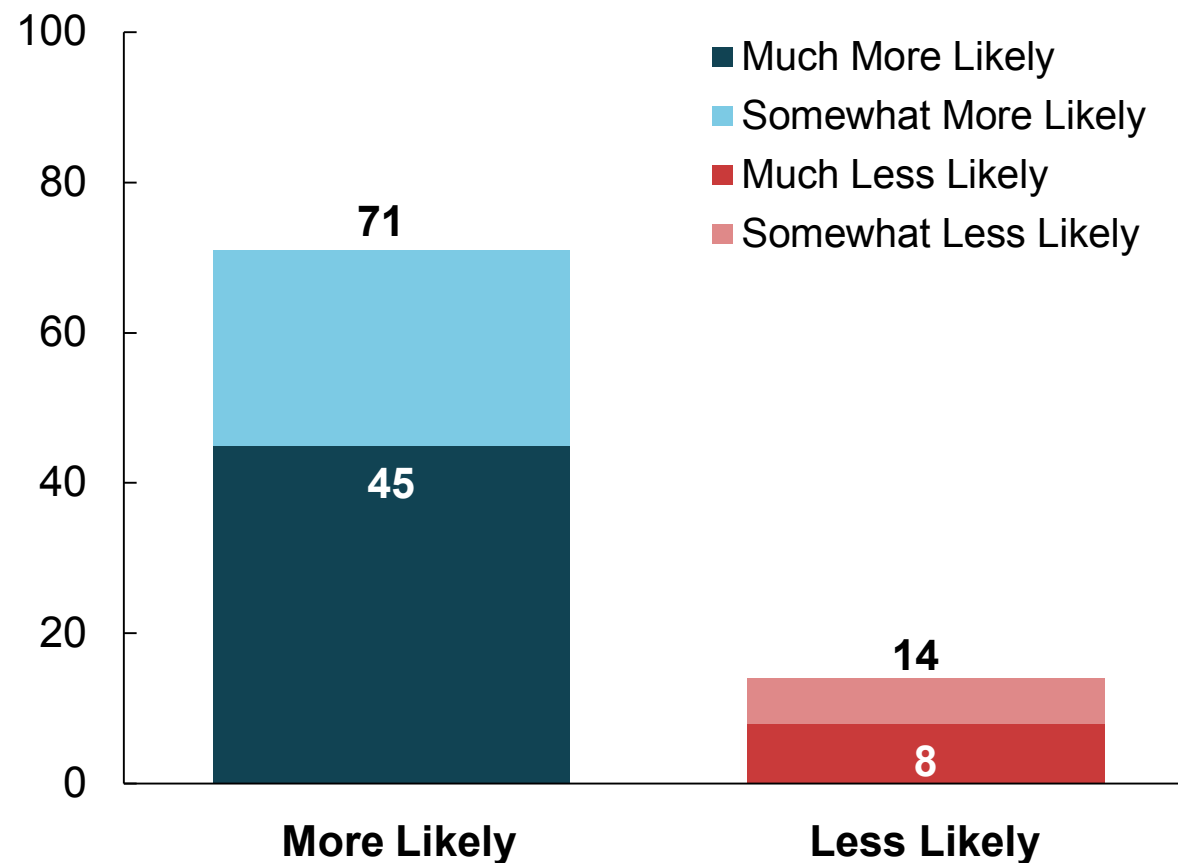
P.R. Statehood Support	Yes	No	Net Yes
Overall	77	15	+62
Men	80	11	+69
Women	74	17	+57
Age 18-34	72	19	+53
Age 35-49	83	10	+73
Age 50-64	76	15	+61
Age 65+	72	16	+56
Reg. Dem.	73	17	+56
Reg. GOP	84	8	+76
Reg. NPA	78	14	+64
Miami MM	71	14	+57
Orlando MM	79	15	+64
Tampa MM	79	13	+66
Generic Ballot Pers.	77	13	+64

Eight-in-ten Puerto Ricans say statehood is important in their 2020 vote and 71% are more likely to vote for a candidate who aggressively pushes for statehood. Additionally, 73% of voters who are persuadable politically are more likely to vote for a pro-statehood candidate.

Thinking about how you might vote in the Congressional and Presidential elections in 2020, how important is it for your vote that a candidate supports statehood for Puerto Rico?

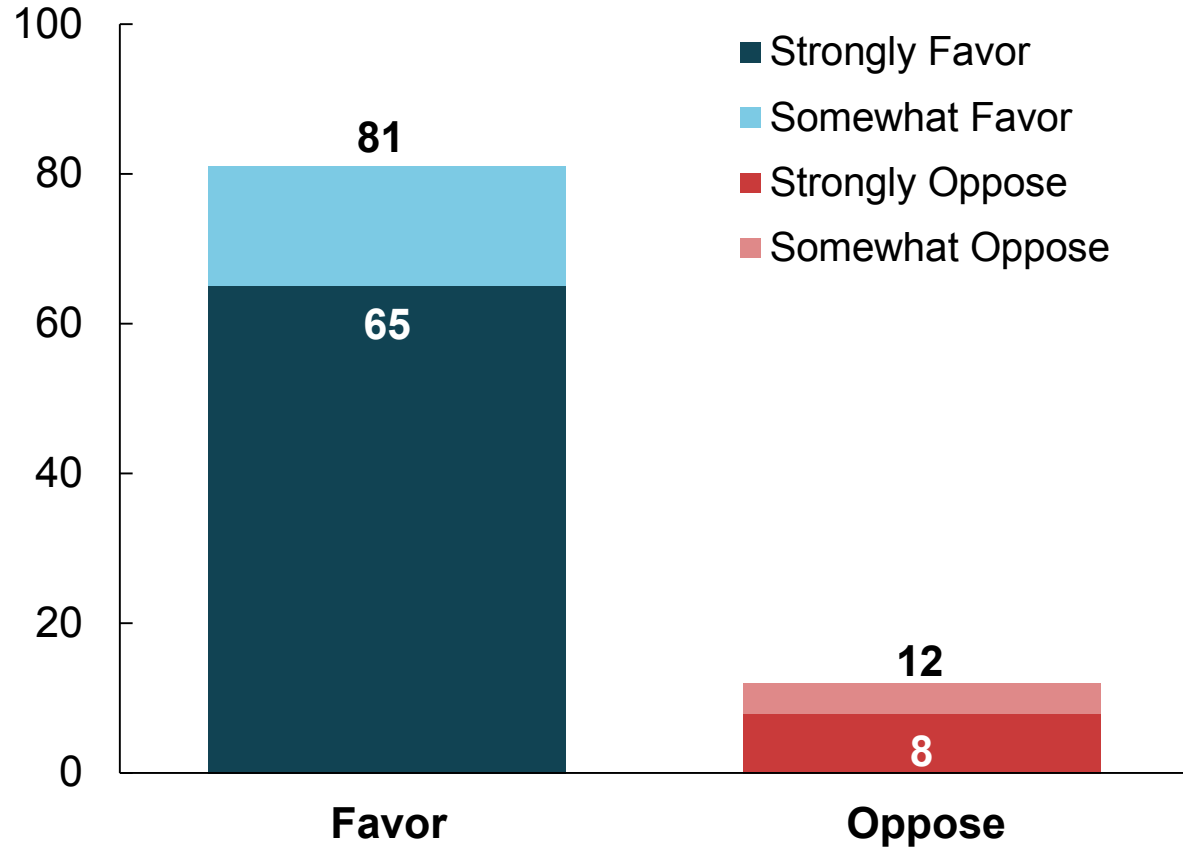


And regardless of their political party, would you be more or less likely to vote for a candidate who will work aggressively to achieve U.S. statehood for Puerto Rico?

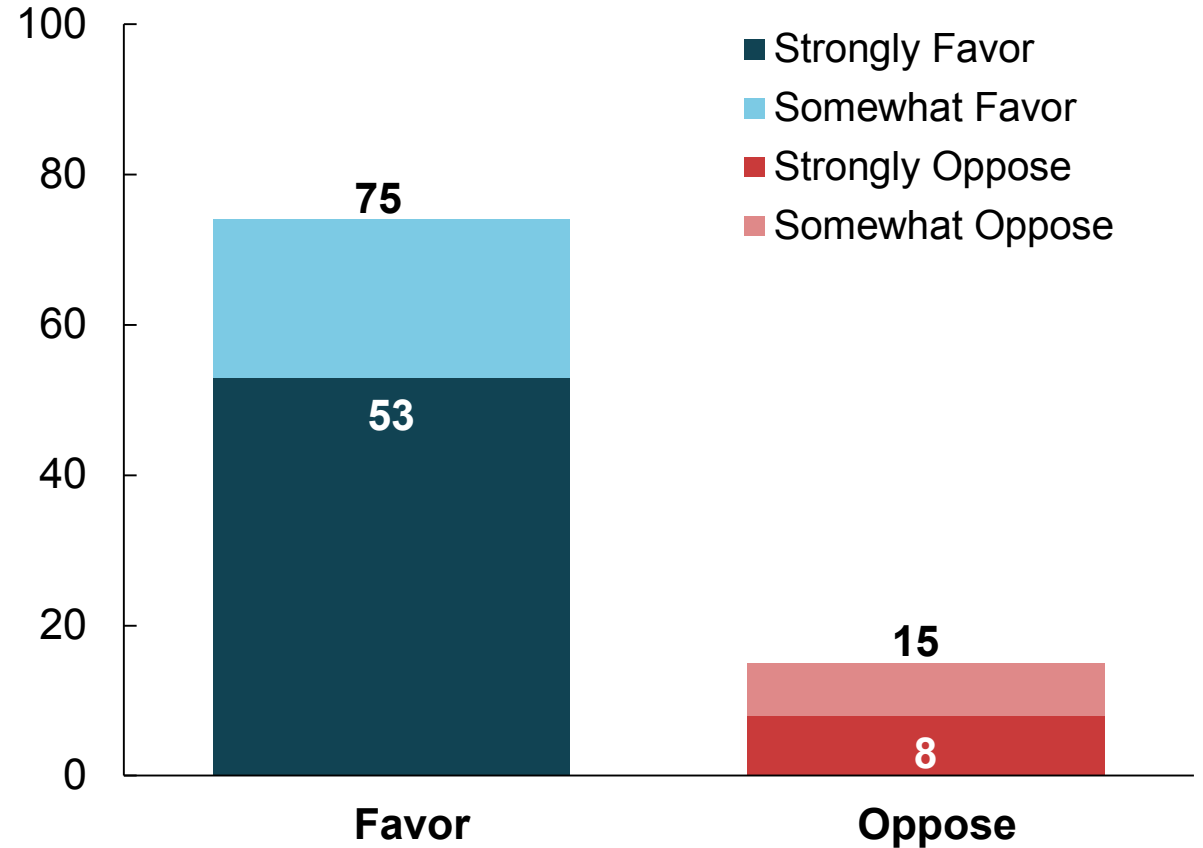


Asked the same way, statehood now for Puerto Rico and Washington, D.C. are popular, although there's more intensity backing Puerto Rico statehood.

Do you favor or oppose statehood now for Puerto Rico, so that Puerto Rican citizens in the Island are represented with their own voting members of Congress and the same civil and political rights as all other U.S. citizens?



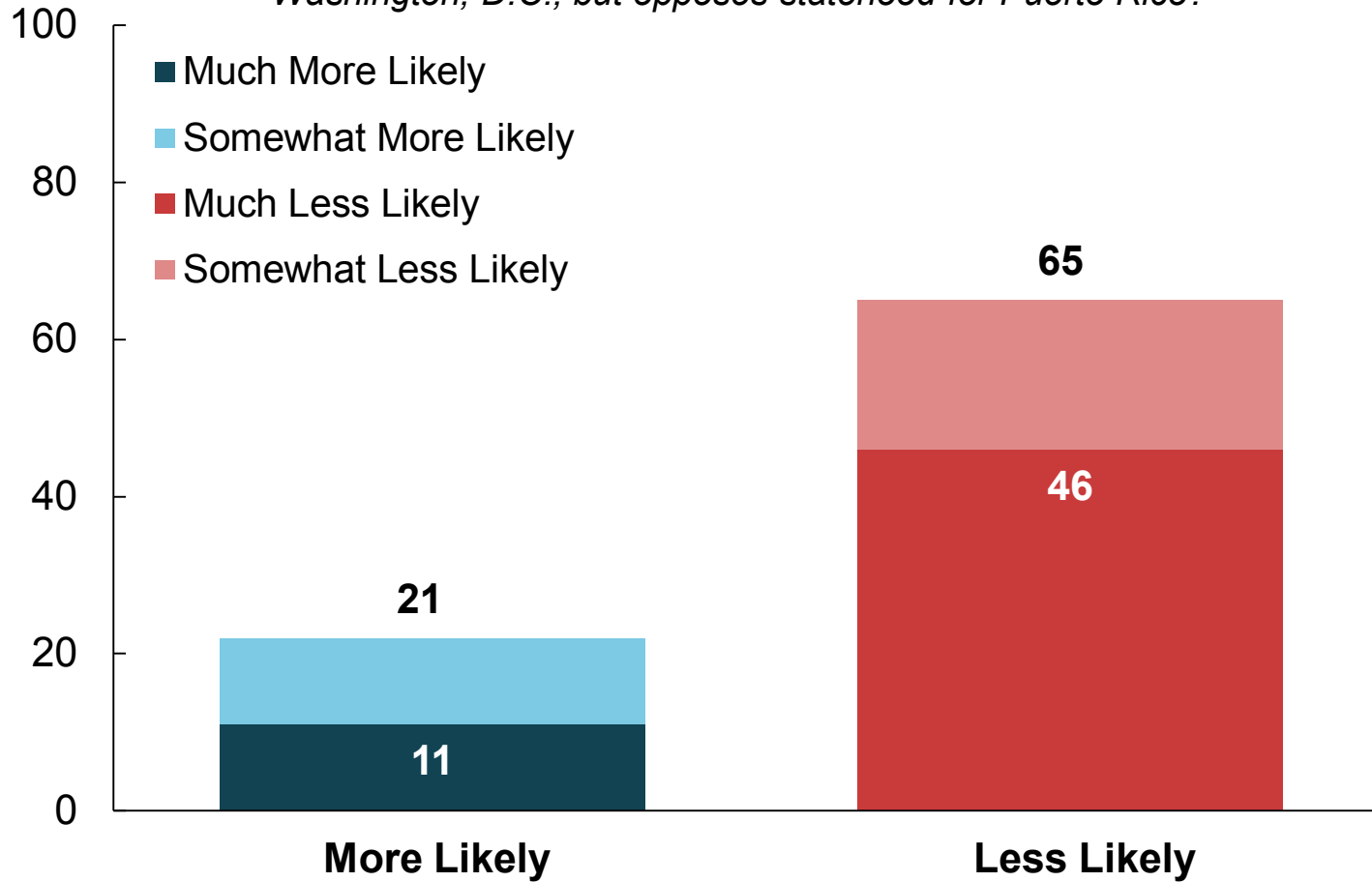
Do you favor or oppose statehood now for Washington, D.C., so that D.C. citizens are represented with their own voting members of Congress and the same civil and political rights as all other U.S. citizens?



A Democratic candidate in 2020 could struggle to win the support of Florida Puerto Ricans if they are pro-D.C. statehood, but opposed to statehood for Puerto Rico.

This stance is politically damaging across every Puerto Rican subgroup in Florida.

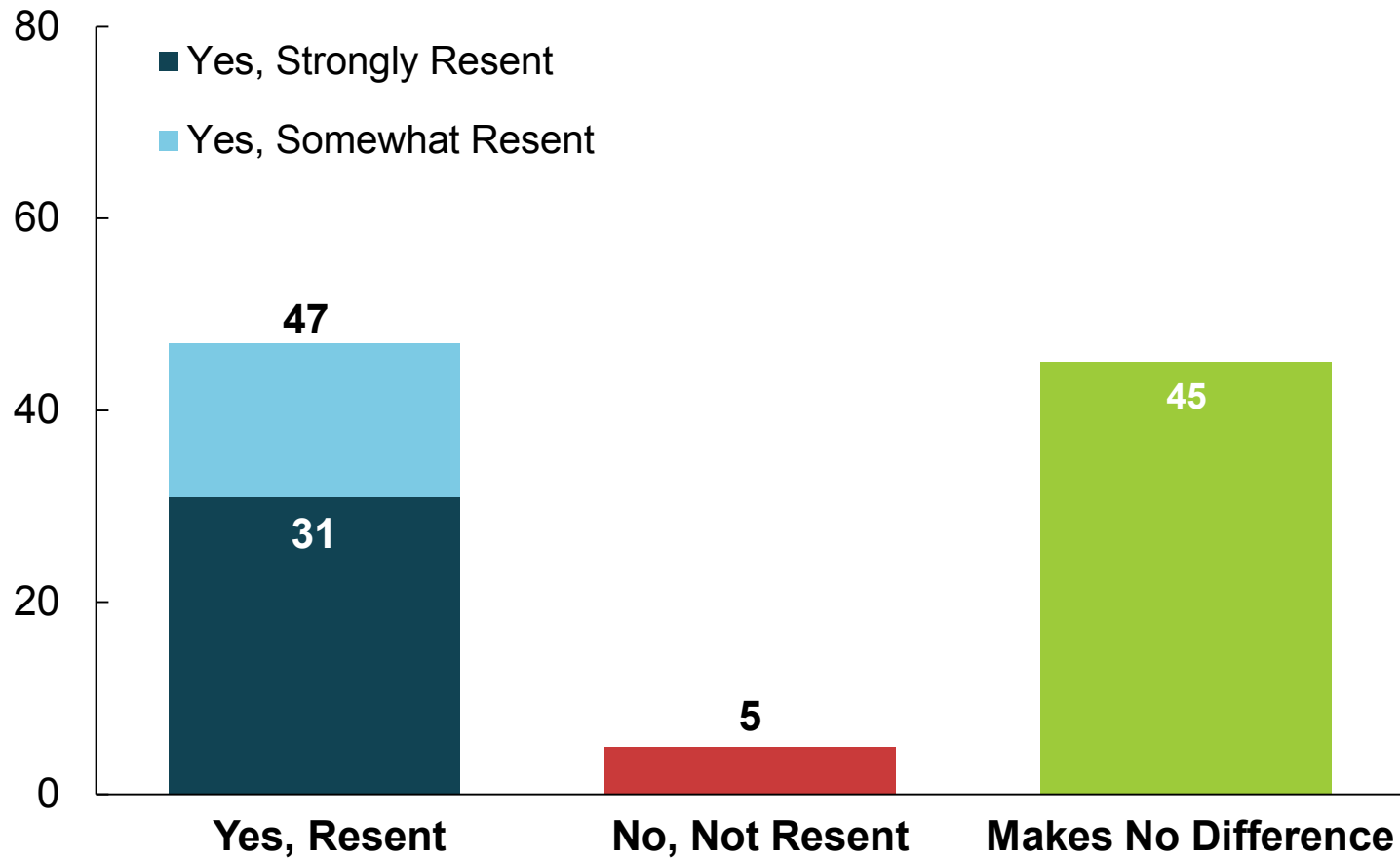
Thinking about your vote for Congress and President in 2020, would you be more or less likely to vote for a Democratic candidate who supports statehood for Washington, D.C., but opposes statehood for Puerto Rico?



Pro D.C /Anti-P.R. Statehood	More Likely	Less Likely	Net
Overall	21	65	- 44
Men	19	66	- 47
Women	23	65	- 42
Age 18-34	18	70	- 52
Age 35-49	21	70	- 49
Age 50-64	21	62	- 41
Age 65+	25	56	- 31
Reg. Dem.	25	60	- 35
Reg. GOP	7	79	- 72
Reg. NPA	22	65	- 43
Miami MM	17	61	- 44
Orlando MM	24	61	- 37
Tampa MM	18	72	- 54
Generic Ballot Pers.	19	64	- 45

Half of Florida Puerto Ricans say they would resent Democrats who support statehood for D.C., but not for Puerto Rico.

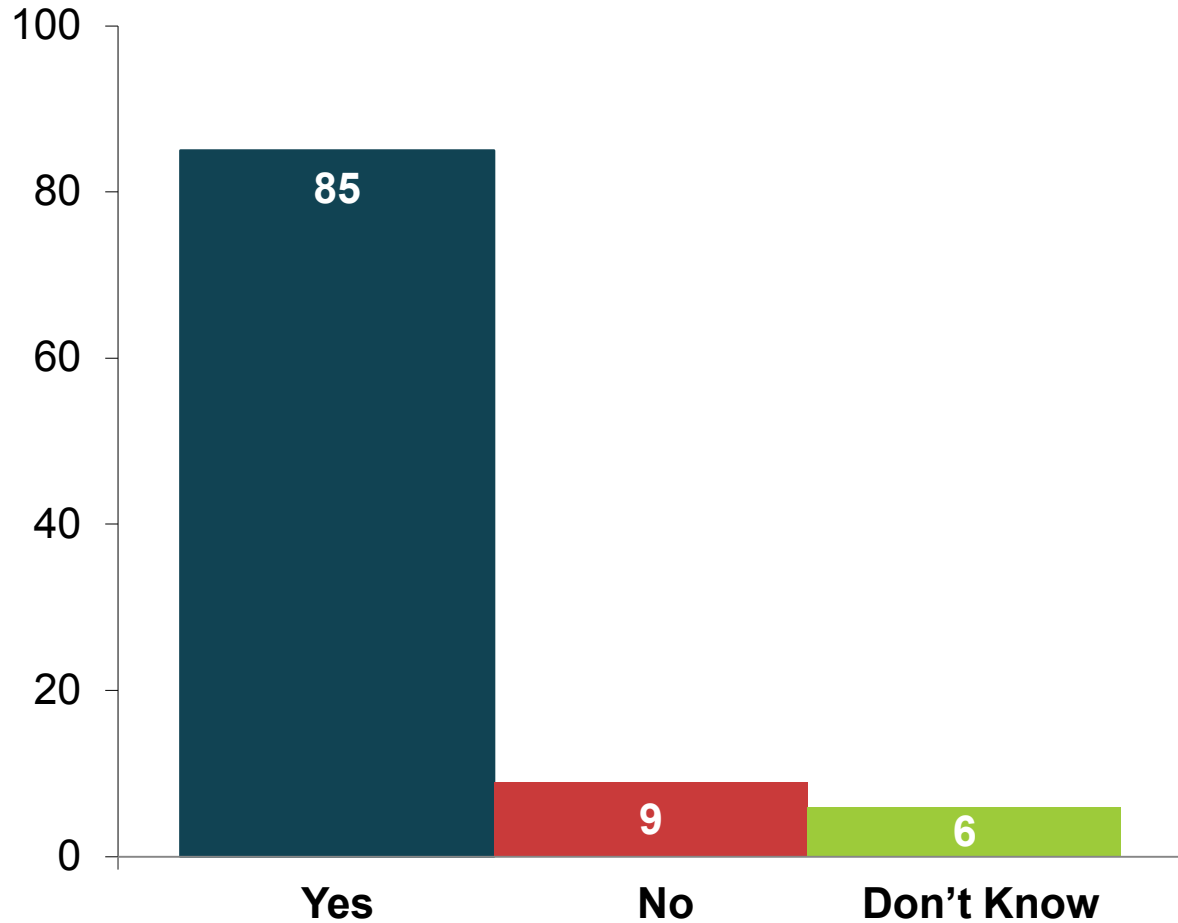
As a Puerto Rican, would you resent Democrats in Congress who support statehood for Washington, D.C. and oppose it for Puerto Rico, or does this make no difference to you?



Resent Dems Pro D.C /Anti-P.R. Statehood	Yes, Resent	Strongly Resent	Makes No Diff.
Overall	47	31	45
Men	44	33	48
Women	49	30	43
Age 18-34	40	20	55
Age 35-49	51	32	41
Age 50-64	47	35	44
Age 65+	46	35	41
Reg. Dem.	50	35	40
Reg. GOP	45	31	49
Reg. NPA	43	26	49
Miami MM	40	24	52
Orlando MM	47	30	44
Tampa MM	56	36	37
Generic Ballot Pers.	46	29	44

Florida Puerto Ricans overwhelmingly think that Congress should respect the outcome of a statehood vote held in the commonwealth.

Do you think Congress should abide by the election results of a yes / no statehood vote in the island of Puerto Rico?



Abide by Vote in Commonwealth	Yes	No	Net Yes
Overall	85	9	+76
Men	85	8	+77
Women	84	10	+74
Age 18-34	90	10	+80
Age 35-49	85	8	+77
Age 50-64	84	9	+75
Age 65+	78	12	+66
Reg. Dem.	84	8	+76
Reg. GOP	86	10	+76
Reg. NPA	85	11	+74
Miami MM	90	5	+85
Orlando MM	84	10	+74
Tampa MM	80	10	+70
Generic Ballot Pers.	84	9	+75

Persuadables on statehood are more likely to be younger women, in Osceola and Orange Counties, and registered No Party Affiliation.

Soft on Statehood

- 66% are women
- 61% age < 50
- 61% Orlando media market
- 41% registered NPA/Other
- 40% are women < 50

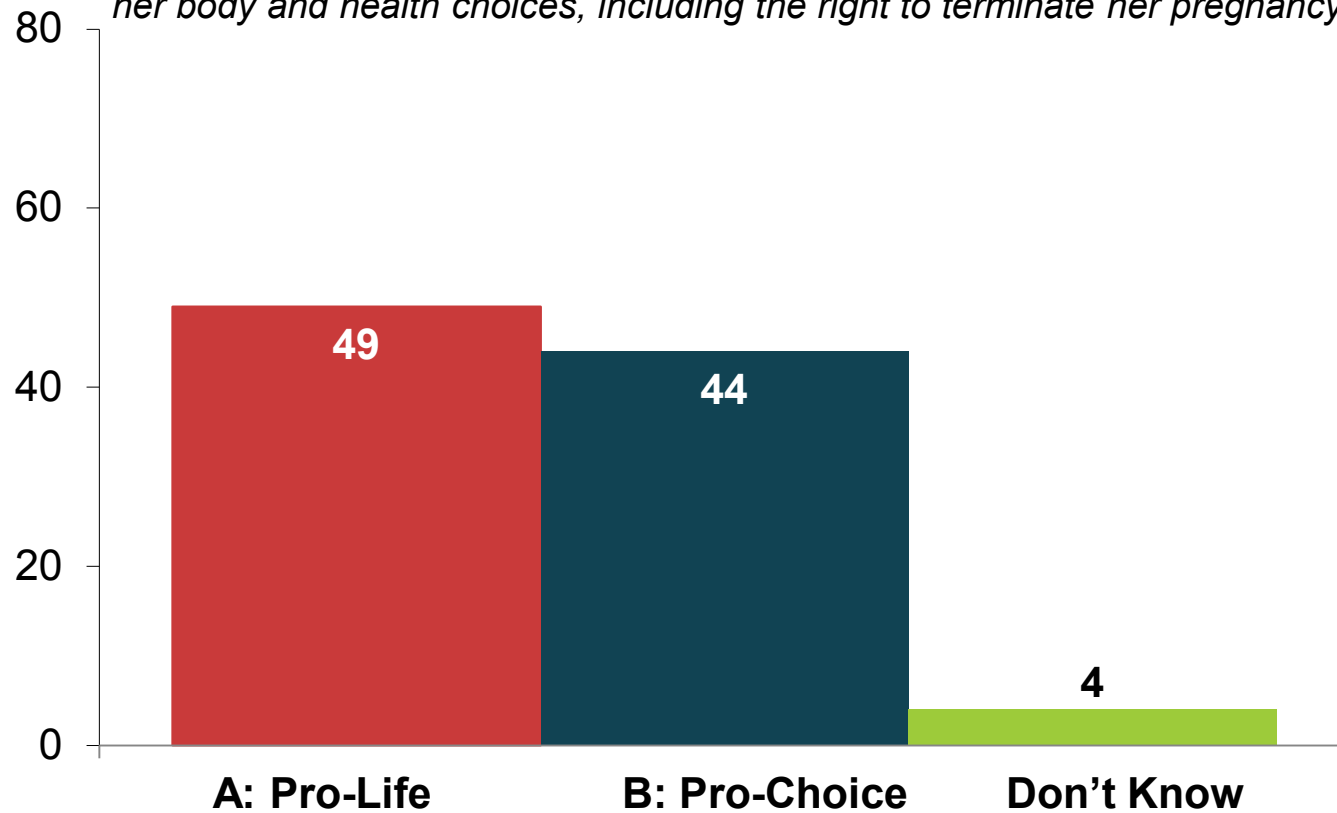


ISSUE STANCES

The Florida diaspora is split on abortion and choice, with younger voters and those in Miami more likely to be pro-choice and older and GOP Puerto Ricans more likely to consider themselves pro-life.

Statement A: *I consider myself “pro-life” – a child should be protected from the moment of pregnancy and all pregnancy must be carried out and safeguarded through birth.*

Statement B: *I consider myself “pro-choice”- a woman has the right over her body and health choices, including the right to terminate her pregnancy.*

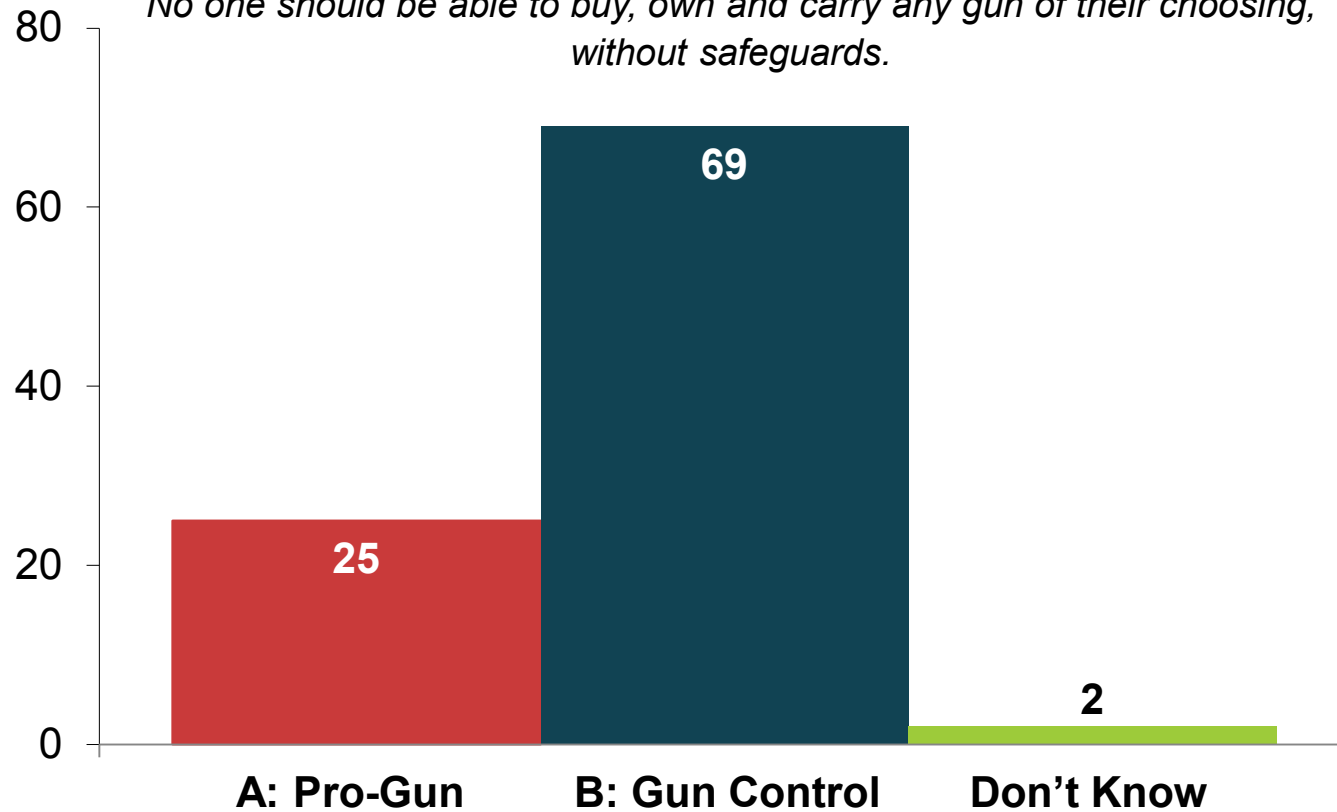


Abortion Position	A: Pro-Life	B: Pro-Choice
Overall	49	44
Men	48	45
Women	49	44
Age 18-34	27	67
Age 35-49	47	46
Age 50-64	56	40
Age 65+	65	24
Reg. Dem.	42	50
Reg. GOP	66	31
Reg. NPA	50	43
Miami MM	39	61
Orlando MM	54	38
Tampa MM	47	47
Generic Ballot Pers.	47	47

Nearly 7-in-10 Florida Puerto Ricans are in favor of gun control and gun safety measures. Older and Democratic Puerto Ricans are staunch supporters of gun control.

Statement A: Firearms help keep us safe and defended. Every citizen should have the right to buy, own and carry guns of their choosing, free of most restraints.

Statement B: Firearms should be controlled and regulated to keep us safe. No one should be able to buy, own and carry any gun of their choosing, without safeguards.

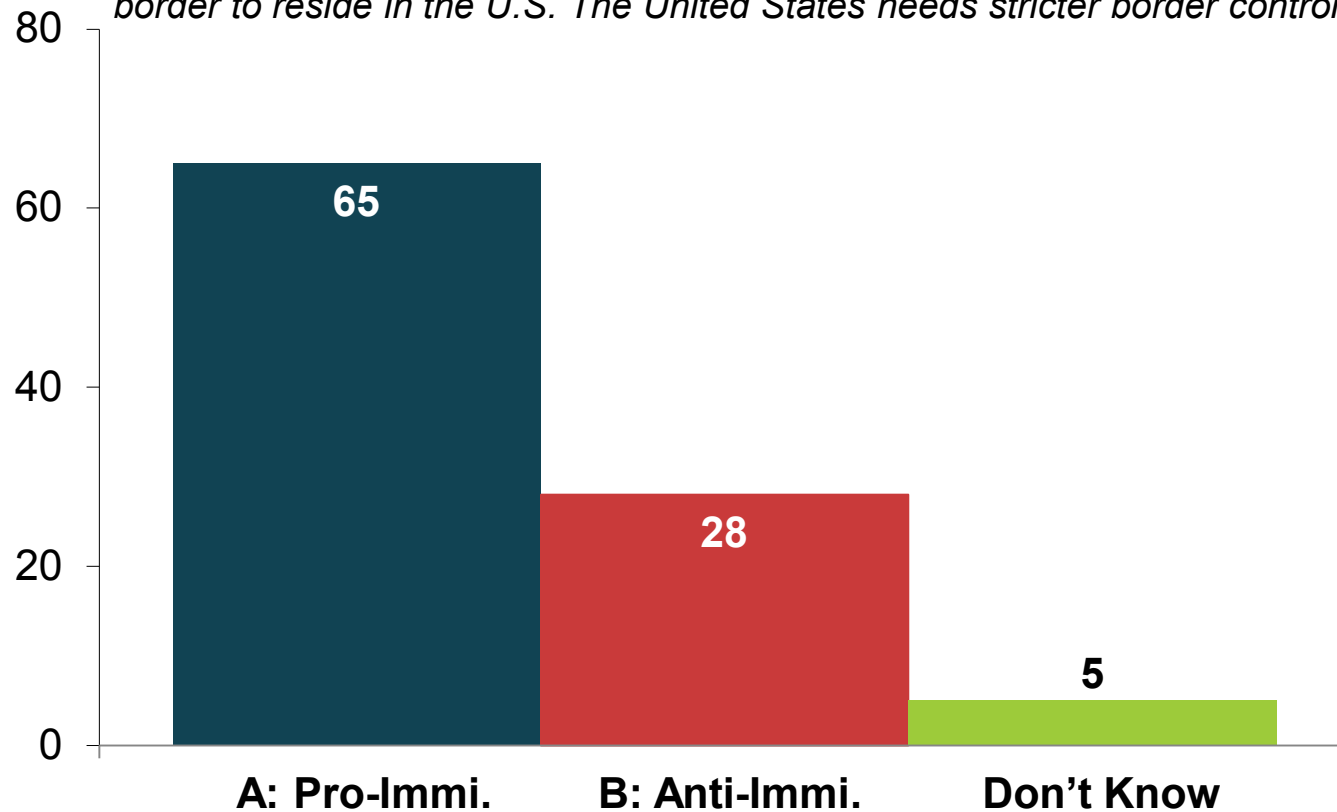


Firearms Position	A: Pro-Gun	B: Gun Control
Overall	25	69
Men	34	61
Women	19	74
Age 18-34	29	65
Age 35-49	33	61
Age 50-64	21	76
Age 65+	17	77
Reg. Dem.	18	77
Reg. GOP	48	48
Reg. NPA	24	68
Miami MM	19	75
Orlando MM	24	71
Tampa MM	27	67
Generic Ballot Pers.	26	67

Nearly two-thirds of FL Puerto Ricans support a pathway to citizenship as long as immigrants follow laws and pay taxes. More voters take a pro-immigration stance across age and political lines.

Statement A: *Undocumented immigrants should be allowed to cross the border to reside in the U.S. and have a pathway to U.S. citizenship, if they follow laws and pay taxes.*

Statement B: *No undocumented immigrant should be allowed to cross the border to reside in the U.S. The United States needs stricter border control.*



Immigration Position	A: Pro-Immi.	B: Anti-Immi.
Overall	65	28
Men	60	33
Women	69	25
Age 18-34	74	22
Age 35-49	61	32
Age 50-64	64	30
Age 65+	67	26
Reg. Dem.	74	22
Reg. GOP	49	42
Reg. NPA	61	30
Miami MM	68	25
Orlando MM	68	25
Tampa MM	57	36
Generic Ballot Pers.	63	29

KEY TAKEAWAYS

Key Takeaways

- Support for statehood continues to be rock solid, across virtually every Puerto Rican subgroup in Florida.
- Throughout this survey, Puerto Ricans express the importance of statehood in their 2020 vote. Any candidate on the Florida ballot opposed to Puerto Rican statehood should prepare for political blowback.
- Puerto Ricans lean Democratic, but they are still a persuasion subgroup. We see that many lack affiliation with either political party, many like Senators Scott and/or Rubio, and Puerto Ricans in Florida are divided on the issue of abortion.
- Persuadable Puerto Ricans are very pro-statehood and admit they would resent a Democrat who backs D.C. statehood but opposes statehood status for Puerto Rico.
- As our polling has shown over the last three years, Florida's Puerto Rican diaspora wants statehood now and wants to support pro-statehood candidates at the ballot box.